

## Q-ID - Import / Export of Cards in CSV format v2.3

### Structure of the CSV

The structure of a CSV file for Import / Export of the Cards is the classic one of a CSV with a field separator (in this case the comma) and a delimiter for the contents (in this case the quotation marks). Q-ID Cards ID may have fields of variable number. For this reason it is necessary to define a header of the CSV before proceeding with the data relating to Cards.

The header consists of:

*"CardDescription", "CardType", "IconType", "Tags", "FieldType-00", "FieldDesc-00", "FieldContent-00", "FieldType-01", "FieldDesc-01", "FieldContent-01", "FieldType-02", "FieldDesc-02", "FieldContent-02", "FieldType-03", "FieldDesc-03", "FieldContent-03", ...*

The first 4 header fields specify:

CardDescription	The description of the card, that is the name . What appears on the list to identify the card.
CardType	Is the Card Category and it is represented by a number. Refer to CardTypes chart.
IconType	It's the string containing the resource relative to the icon for the card (refer to the Icons chart to see available icons). If during import this data is not present, or the icon was not found among the available icons, a default icon will be assigned by the App
Tags	It's a compound field related to Card tags. The various tags within this field are divided by a "pipe" (" ")

The others refer to each card field. For each field there are three fundamental data:

FieldType-XX	It's the type of field. It can be chosen from a list of fields that are already known to the App (for the list of fields refer to the field chart)
FieldDesc-XX	It's the "label" given by the user to the field. By default it has the same value of FieldType.
FieldContent-XX	It's the content of the field

*(where XX = 00, 01, 02 ... nn)*

In the example, looking at the header, we considered a CSV inside which there are cards with up to 4 fields. (the fields ranging from 00 to 03). Cards with fewer fields will have empty fields (ie "", "", "" respectively FieldType, FieldDesc and FieldContent), but they SHOULD BE SHOWN anyway.

Here is an example of a complete CSV file:

```
"CardDescription", "CardType", "IconType", "Tags", "FieldType-00", "FieldDesc-00",
"FieldContent-00", "FieldType-01", "FieldDesc-01", "FieldContent-01", "FieldType-02",
"FieldDesc-02", "FieldContent-02", "FieldType-03", "FieldDesc-03", "FieldContent-03",
"FieldType-04", "FieldDesc-04", "FieldContent-04", "FieldType-05", "FieldDesc-05",
"FieldContent-05",

"Google Account", "1", "icn_card_screen", "weblaccounts", "URL", "Url", "http://www.google.it",
"USERID", "UserID", "paperino", "PASSWORD", "Password", "MkoKSZdi", "NOTE", "Note",
"some text here!", "", "", "", "", "", "",

"GMail Account", "2", "icn_card_mail2", "", "USERID", "UserID", "pluto", "PASSWORD",
"Password", "JEqs0zk6", "EMAIL", "Email", "pluto@gmail.com", "NOTE", "Note", "Pluto's mail
account.", "", "", "", "", "", "",

"License Card", "8", "icn_card_license", "", "CODENUMBER", "Number", "098765421",
"STATE", "State", "IT", "EXPDATE", "Expiry Date", "2020-08-01", "CAT", "Category", "B",
"ISSUEDATE", "Issue Date", "2012-08-01", "NOTE", "Note", "License note...",

"MyPortal Account", "14", "icn_card_portal", "", "USERID", "UserID", "testusr", "PASSWORD",
"Password", "bC^m1%HP", "PIN", "PIN", "321", "EMAIL", "Email", "testusr@gmail.com", "URL",
"Url", "http://myportal.com", "NOTE", "Note", "text ..."
```

Let's examine the CSV file. This CSV, as shown, consists of 4 Card plus the header. Cards with fewer fields of those declared in the header must still have one or more triplets empty so as to be consistent with the fields declared in the header. As you can see in the example, only the first card ("Google Account") contains TAGS, and they are "web" and "accounts", separated by a pipe ("|"). Note that the last row of CSV doesn't end with a comma.
























### Important Information

Being the CSV based on quotation marks ( " ) and commas ( , ) to divide and identify the single values , these items cannot be added directly into the fields of the CSV. These items are replaced with their html entities, as well as line feed and carriage return:

Character	Entity	Description
"	&#34;	Quotation mark
,	&#44;	Comma
\n	&#10;	Line feed
\r	&#13;	Carriage return

## Icons Chart

This is the table of Card Icons (*IconType*):

	icn_card_bank		icn_card_bank2		icn_card_calendar
	icn_card_shop		icn_card_folder		icn_card_folder2
	icn_card_cd		icn_card_key		icn_card_creditcard
	icn_card_mail2		icn_card_mail		icn_card_screen
	icn_card_network		icn_card_clock		icn_card_people
	icn_card_smartphone		icn_card_notes		icn_card_unlock
	icn_card_work		icn_card_wifi		icn_card_wifi2
	icn_card_lock		icn_card_multi		icn_card_vehicle
	icn_card_plane		icn_card_passport		icn_card_license
	icn_card_otp		icn_card_membership		icn_card_portal
	in_card_blank		in_card_smartcard		

**Fields Chart:**

<b>FieldType</b>	<b>Type</b>	<b>Max Length</b>	<b>View</b>
ADDRESS	Text	255	Normal
SWIFT	Text	11	Normal
PURCHDATE	Date	formato "AAAA-MM-GG"	Normal
PLACE	Text	255	Normal
PHONE	Numeric	30	Normal
CC	Numeric	16	CreditCard Mask
CAT	Text	16	Normal
NATIONALITY	Text	255	Normal
CVV	Numeric	16	PIN Mask
DATE	Date	format "AAAA-MM-GG"	Normal
EMAIL	Text Email	60	Normal
EXPDATE	Date	format "AAAA-MM-GG"	Normal
IBAN	Text	31	Normal
ISSUEDATE	Date	format "AAAA-MM-GG"	Normal
MODEL	Text	255	Normal
USERID	Text	40	Normal
PASSWORD	Text	40	Password Mask
PIN	Numeric	16	PIN Mask
SERIAL	Text	40	Normal
PUK	Numeric	12	PIN Mask
SELLER	Text	255	Normal
STATE	Text	40	Normal
URL	Text	255	Normal
NOTE	Text	512	Normal

**CardTypes Chart:**

<b>Value</b>	<b>Type</b>
1	Web (login)
2	Email
3	Credit card
4	Bank
5	<i>Riservato (OTP)</i>
6	Note
7	Device (dati apparecchio)
8	License
9	Passport
10	Vehicle
11	Flyer (frequent flyer card)
12	Blank/generic
13	Membership
14	Portal
15	Smartcard